


Mixed blessing: Big gains can result in big tax bills

Financial windfalls from trading cryptocurrency and stocks bring unwelcome surprise. **In Money**

How Scottie Scheffler became Masters champion

On road to victory, golfer dressed for success, says Tiger Woods was an inspiration. **In Sports**



PROVIDED BY HULU

'Kardashians' put family drama into new show

Kim Kardashian and her family return to reality TV. "I really love that ('The Kardashians') shows us individually," she says. **In Life**

USA TODAY

THE NATION'S NEWS | \$2 | TUESDAY, APRIL 12, 2022

WAR IN UKRAINE



Russian actress Alena Starostina and her husband, Ivan Nikolaev, below, are living at her mother-in-law's home in Finland. "We couldn't stop this war, and so I think we are also responsible for it," Starostina says. PHOTOS BY SANDY HOOPER/USA TODAY

Their words 'invisible,' Russian artists escape

Many feel silenced, helpless, even complicit in Putin's war

Tami Abdollah
USA TODAY

KOTKA, Finland – Two days after Russia invaded Ukraine, a bearded and distraught-looking Ivan Nikolaev, 35, posted a video on YouTube denouncing President Vladimir Putin.

"Innocent Ukrainian citizens are being murdered as Russia continues to occupy an independent state of Ukraine," Nikolaev said. "As citizens of Russia, we are all involved in this military crime."

His wife, Alena Starostina, 38, shared the video on her Facebook page.

Soon after, Russia passed a law against spreading statements not in line with the government narrative. With that, the husband and wife, who had spent their days as longtime performers thoughtfully dissecting plays, were suddenly criminals, facing fines of 1.5 million rubles, or more than \$18,000, and up to 15



"Theater is supposed to be about common values, like good and evil, but the biggest names in the Russian theater industry, they all kept quiet.

Just a few people made statements, but most of them, the best around, they haven't said a word. So how can I keep working with them?"

Ivan Nikolaev

8-mile convoy heading to eastern Ukraine

Zelenskyy warns of impending Russian offensive, urges civilians to leave country's eastern region. **3A**

years in prison.

After a final performance by Starostina, the couple took out as much cash as they could and packed up their small car. They said goodbye to Starostina's father, who couldn't believe they were fleeing, and left for Finland.

Within a few days, the couple realized that the war probably would not be over for months.

"It feels like a person close to you is dying, not suddenly of a stroke, but of some terminal torturous disease," Nikolaev said. But "there is always this silly hope that someone kills (Putin) and this whole thing will be over."

Nikolaev and Starostina are among the growing numbers of artists who have fled Russia to neighboring Finland in recent weeks. Many have long faced the threat of persecution in Russia for

See **ARTISTS**, Page **3A**

Biden restricts 'ghost guns'

Do-it-yourself weapons hard to trace in crimes

Michael Collins
USA TODAY

WASHINGTON – Calling them "basic common sense," President Joe Biden took steps Monday to rein in the use of untraceable firearms known as ghost guns that law enforcement officers said turn up frequently at crime scenes.

Biden announced federal regulations to restrict privately made firearms that can be assembled from do-it-yourself kits purchased online or in a store. The weapons lack serial numbers, which makes it difficult to trace the owner.



Biden

"These guns are weapons of choice for many criminals," Biden said in a Rose Garden ceremony attended by victims and families of gun violence. "We are going to do everything we can to deprive them of that choice and, when we find them, put them in jail for a long, long time."

The rules, which have been in the works for nearly a year, will clarify that the unfinished parts sold in the gun kits, such as the frame of a handgun or the receiver of a long gun, will qualify as firearms under federal law.

Commercial manufacturers of the kits will have to be licensed and must add serial numbers on the kits' frame or receiver. Commercial sellers of the kits will have to be licensed and run background checks on potential buyers before a sale, just like they must do with commercially made firearms.

Biden announced that he is nominating Steve Dettelbach, a former U.S. attorney from Ohio, to serve as director of the Bureau of Alcohol, Tobacco, Firearms and Explosives. The federal agency, known as the ATF, is responsible for enforcing the nation's gun laws.

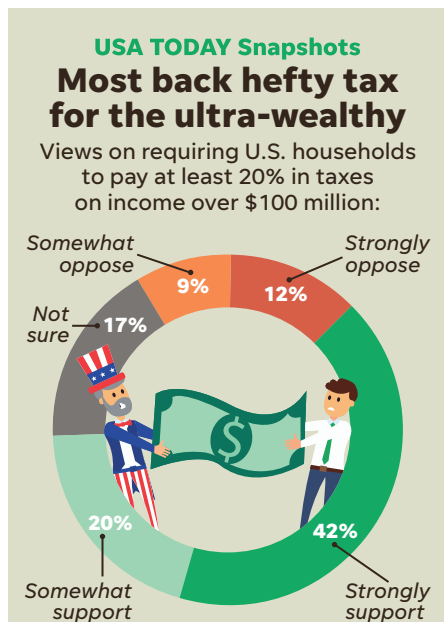
Biden withdrew his first nominee for the job, gun control advocate David Chipman, in September after the nomination stalled for months because of opposition from Republicans and some Democrats in the Senate.

See **GHOST GUNS**, Page **6A**



PLEASE RECYCLE
©COPYRIGHT 2022
USA TODAY,
A division of
Gannett Co., Inc.

HOME DELIVERY
1-800-872-0001, USATODAYSERVICE.COM



SOURCE YouGov poll
AMY BARNETTE, TIFFANY CLEMENS/USA TODAY

Leukemia treatment offers new hope

Revolutionary therapy may fight solid tumors

Karen Weintraub
USA TODAY

On Wednesday, 5-year-old Mary Stegmüller will reach a milestone. She will have outlived her predicted life expectancy. Twice.

At age 4, Mary, a rambunctious animal lover from Northglenn, Colorado, was given nine months to live. A devastating brain tumor was spreading its tentacles through her brain stem, the area that controls breathing, heartbeat and other essential functions.

The tumor, called a diffuse intrinsic pontine glioma, strikes 300 to 400 Americans each year, most of them children, and several thousand more worldwide.

The standard treatment for DIPG hasn't changed since it killed astronaut Neil Armstrong's 2-year-old daughter in 1962.

But Mary, patient No. 007 in a research trial at Stanford University, may be among the first to redefine the future of DIPG.

The trial already is changing the story of a type of cancer immunotherapy called CAR-T, which has revolutionized the treatment of blood cancers, but so far hasn't been effective in 90% of cancers, like DIPG, that are considered solid tumors.

Scientific theory and a few isolated examples have suggested CAR-T should be able to fight solid tumors. But Stanford's latest results, presented this weekend at a cancer conference in New Orleans, are the first to show consistent effectiveness.

"It's an enormously hopeful moment," said Dr. Crystal Mackall, a Stanford immunologist who helps lead the work.

Some trial participants have seen their tumors shrunk by 95% or more – a dramatic achievement never before

See **CAR-T**, Page **4A**



Mary Stegmüller, 5, was diagnosed with a brain tumor 18 months ago. PROVIDED BY KRISTIN STEGMÜLLER

HEALTH

CDC warns gay men of meningitis outbreak

Asha C. Gilbert
USA TODAY

The U.S. Centers for Disease Control and Prevention is urging gay and bisexual men to get the meningococcal vaccine after an outbreak in Florida has led to an increase in cases.

Multiple meningitis cases have been reported across the state in the past few months, and some involved college students and those living with HIV, according to a news release from the CDC.

“Anyone who has been exposed or develops symptoms should be evaluated by a health care provider right away,” the release from the Florida Department of Health of Leon County said. “This is a rare but potentially devastating infection.”

For every 100 people who contract meningococcal disease, 10 to 15 will die, according to the CDC. One in 5 people who recover can suffer from long-term disabilities such as loss of limbs, brain damage and deafness.

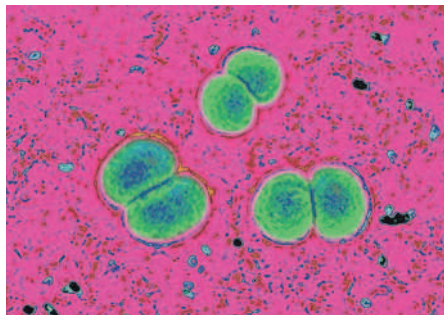
The Florida Department of Health said the number of cases in 2022 has surpassed the five-year average, and it is investigating three confirmed cases in Tallahassee in people ages 18 to 22.

The disease is a more serious form of meningitis, an inflammation of the membranes surrounding the brain and spinal cord.

It is caused by the bacteria called *Neisseria meningitidis*, which is less contagious than germs that cause the common cold or flu, the release said. Meningococcal can be contracted after long periods of close contact, or direct contact such as kissing or sharing a drink.

Fever, headache, stiff neck, nausea and vomiting are some of the early symptoms of the disease. The Florida Health Department said anyone exposed should contact their health care provider immediately.

Contributing: Tallahassee Democrat



Meningococcus seen under a scanning electron microscope.

BSIP/UNIVERSAL IMAGES GROUP
VIA GETTY IMAGES

USA TODAY

Customer service

To view important information online related to your subscription, visit [aboutyoursubscription.usatoday.com](#). You can also manage your subscription at [account.usatoday.com](#). Contact USA TODAY for questions or to report issues via email at feedback@usatoday.com or by phone at 1-800-872-0001.

Operating hours are:

Monday-Friday: 8:00 a.m.-7:00 p.m. EST

Available subscriptions

Subscribe and save today by visiting [usatoday.com/subscribe](#). The subscription below is billed monthly and includes 24/7 access to [usatoday.com](#), breaking news on our tablet and smartphone apps, subscriber benefits at [usatoday.com/membership](#) and the eNewspaper, a digital replica of the print edition. Delivery of the Monday through Friday print editions: \$29.00
*Plus applicable taxes

Contact us

Customer Service 1-800-872-0001
Newsroom 703-854-3400, ext. 5, ext. 5
Classified advertising 1-800-397-0070
National, regional advertising 703-854-3400

Corrections and clarifications

Our goal is to promptly correct errors. Email us at accuracy@usatoday.com to report a mistake. Describe the error, where you saw it, the date, page number, or the URL.

Postal information

Volume 40, No. 147
USA TODAY, USPS #684090, ISSN #0734-7456, is published Monday through Friday at 7950 Jones Branch Dr. McLean, VA 22108. Periodicals postage paid at McLean, VA 22108. Postmaster: Send address changes to Customer Service, PO Box 5830, Augusta, GA 30916

CAR-T

Continued from Page 1A

seen in DIPG. Though some have since died, most survived far longer than expected.

“It tells you you’re on (right) the path, keep digging,” said Dr. Nabil Ahmed, a CAR-T expert at Baylor College of Medicine in Houston, who is not involved in the study but is following it closely.

Dr. Marcela Maus, a CAR-T and brain tumor expert at Massachusetts General Hospital and Harvard Medical School, said the work has inspired the entire CAR-T field. “This is building up the case for hope,” she said.

It’s still early days and unclear what success with CAR-Ts might eventually look like, both in DIPG specifically and solid tumors more broadly.

But Mary is getting ready to celebrate her second birthday since diagnosis, which is almost unheard of with DIPG.

Parents of children in the trial say they can’t think about the future too much, even as they plan for their child’s next treatment.

“The first thing is to give her a longer life and a better quality of life,” said Meghan Scoggins, of Siler City, North Carolina, whose daughter Kenzie, 5, is getting ready to start her CAR-T therapy. “And to beat this. Of course, that is the hope at the end.”

“But we’ve got to take it one stair at a time. Not the whole staircase.”

The University of Pennsylvania recently declared a leukemia patient “cured” more than a decade after he received CAR-T for the blood cancer.

No one knows what it will take to reach a cure in a solid tumor like DIPG. But it won’t be easy.

CAR-T, short for chimeric antigen receptor T cells, involves taking immune cells from the patient, modifying them in a lab to attack cancer cells, and infusing them back into the body.

For blood cancers, CAR-T is delivered once, and then the patient’s immune system is left to do the rest of the work. Although the cancers sometimes return, about 70% of advanced chronic lymphocytic leukemia patients respond well to CAR-T, and the approach is also used to treat other types of leukemia, lymphomas and multiple myeloma.

Mary and other trial participants are helping the Stanford researchers figure out how to revise CAR-T therapy for a solid tumor. For starters, CAR-T apparently has to be given multiple times, which can involve cross-country travel, weeklong hospital stays and debilitating side effects.

Mary just finished her ninth treatment over 12 months, each one requiring a trip from Colorado to California and at least a week in the hospital – though she’s bounced back so fast from the last two that she’s been released a day early.

She spikes a fever each time. After the first treatment, she spiked two and was in and out of intensive care twice, requiring her to remain hospitalized for a full three weeks. Although uncomfortable, fever is a good sign. It means her body has begun attacking the cancer cells.

Mary, like blood cancer patients, had a round of chemotherapy before she got her first CAR-T cells, to kill off her body’s immune cells before replacing them with the modified ones. But because DIPG is in the brain, which doesn’t normally have a lot of immune cells, chemo may not be necessary.

Patients who joined the Stanford trial after Mary did, including Kenzie Scoggins, aren’t given chemo and don’t lose their hair. (Mary’s has grown back a darker blond, like her younger brother’s, and curlier, which she loves.)

The Stanford team also learned with early patients that the treatment is more effective if delivered directly to the brain through a shunt called an Ommaya, which also removes fluid, reducing pressure that builds in the brain.

There’s not a lot of room in the brain stem, which is about as thick as a pinky finger. The tumor already takes space and some lab mice died from the added pressure after treatment.

“This thing gets bigger before it gets smaller,” Mackall said of the tumor.

With each treatment, Mary’s symptoms have improved. Her wobbly gait has stabilized. She goes cross-eyed – the first sign of her DIPG – less often.

After her second round of therapy, her parents realized she’d been writing with her left hand to compensate for weakness in her right one. She was not actually a lefty like her dad.



Robbie, Kristin, Mary and Bobby Stegmüller have seen their lives turned upside down by Mary’s brain tumor diagnosis. PROVIDED BY KRISTIN STEGMÜLLER

Four days after her March 31 treatment, Mary was tearing through the hospital hallways. She was again released early “for her own safety,” her mother Kristin said, chuckling.

Mary is a trouper and is resilient, added Kristin, who manages a 30-hour-a-week remote job at her Catholic Church, mostly when Mary and her younger brother Robbie, 4, are asleep.

“I’m in awe of her,” Kristin said of her daughter. “She’s my hero.”

Dr. Michelle Monje, a Stanford neuroscientist and neuro-oncologist who co-leads the team, started with tumor cells donated by parents of former DIPG patients. They wanted to make their child’s death mean something.

Monje searched for a marker on the surface of the DIPG cells that she could use to identify and target them. She identified a fatty sugar molecule called GD2.

Around that time, she got a new neighbor at Stanford.

“It’s an enormously hopeful moment.”

Dr. Crystal Mackall
Stanford University

Mackall moved into a nearby office. The two started talking and collaborating.

“It’s lucky when preparation meets opportunity,” said Mackall who had previously worked on GD2.

Animal studies, published in 2018 with Christopher Mount, encouraged them to try their approach on kids.

They saw remarkable responses among the first four patients, whose cases they presented in a February scientific paper. One young man arrived for treatment in a wheelchair and left the hospital two weeks later, walking.

But he and the other three have since died. The research team bought them extra time, but couldn’t save them.

They’ve tried to use what they learned from them to hopefully do even better with the next group, including Mary and Kenzie.

“For the first time, we’ve moved (the needle) a little bit and now we can push,” said Dr. Sneha Ramakrishna, a pediatric oncologist at Stanford.

Ahmed of Baylor said he’s extremely impressed by the team’s accomplishments. In his own work, he’s had individual successes using CAR-Ts but not consistent ones like they have.

“More than smart, I commend the group for being gutsy,” Ahmed said, noting that most studies in brain cancers, including his own, generally exclude DIPG patients because they’re so hard to treat. The Stanford team, he said, is “going where nobody else is going.”

Experimentation is essential in DIPG, said Dr. Oren Becher, a pediatric oncologist at Mount Sinai in New York City. “We need to take risk in this field because these children have been dying for a really long time. It’s a tragic tumor.”

There is no worse cancer in children. A normal-seeming child comes in with a symptom, gets a brain scan and within 30 seconds their future evaporates.

The brain stem, Ahmed said “is not the headquarters of intellect, it’s the headquarters of livelihood.” It controls the heart, lungs and digestion. Nerves that control the face, neck and sensory abilities start there.

Since the days of Neil Armstrong’s daughter, Karen “Muffie” Armstrong, children with DIPG have been treated with radiation. Mary had 30 treatments over 6 weeks.

Typically, a few good months follow. Doctors usually tell DIPG families to make the most of that time, traveling

and spending it together. The Stegmüller’s went to Disney so Mary could see Cinderella’s castle.

The Stanford team didn’t want to interfere with that precious time, said Robbie Majzner, a pediatric oncologist.

“We wanted to make sure we wouldn’t hasten their demise,” Majzner said.

But their early successes gave them confidence to push the treatment earlier in the disease course, which also improved results.

CAR-T researchers have to solve some key challenges to get the therapy to work well against solid tumors, said Teri Foy, a senior vice president at Bristol Myers Squibb.

In blood cancers, the targets were clear and found only on cells the body can do without. In solid tumors, it’s tough to identify and destroy cancer cells without killing off healthy ones.

“Being able to leverage that for therapeutic benefit hasn’t been exactly straightforward,” Foy said.

Foy and her colleagues are working to engineer a CAR-T that turns on its targeting in the presence of a tumor cell and stays off around healthy ones.

Another major challenge is keeping the CAR-Ts working long term.

“The half-life is not too good in solid tumors,” said Peter Abdelmessieh, who treats patients with CAR-T at Fox Chase Cancer Center in Philadelphia.

Ahmed is now giving his CAR-T patients additional treatments that stabilize the tumor cells and keep them from changing too much.

In his third major CAR-T trial, now underway, Ahmed also has added a different kind of immune therapy, known as a checkpoint inhibitor, which lifts a brake that cancer puts on the immune system. If there are immune cells ready to fight cancer, this enables them to get to work.

Other cancer researchers are looking to the Stanford trial for inspiration.

Maus, at Mass. General, now plans to deliver her CAR-T directly into the fluid around the brain, hoping to help people with glioblastoma – the aggressive form of brain cancer that claimed the lives of Sens. John McCain and Ted Kennedy, among many others.

There’s no question CAR-Ts could make a dramatic difference in solid tumors – once they can be made to work, said Dr. Donald O’Rourke, a neurosurgeon at Penn Medicine in Philadelphia.

Unlike traditional drugs, CAR-Ts can target and kill cancer cells both in the initial tumor and elsewhere – “a living drug that kills and expands and migrates,” O’Rourke said. CAR-T is the only approach that offers the possibility of a long-lasting remission.

“We’ve got to figure it out,” he said.

No one knows how many more treatments Mary’s body will need or tolerate. Her medical team already has had to ask the Food and Drug Administration to allow her more rounds of therapy. The protocol was originally for six, but the treatments keep helping, so the team keeps giving them to her.

Patients typically get treated every 28 days. Mary’s have been pushed eight weeks apart, but Kristin hopes they can hold off on the next one for nine weeks, so she can attend her first last day of school. Mary missed her last day two years ago because of COVID-19 lockdowns and last year because of therapy.

“We’re going to try and see what happens,” Kristin said. “The hope is we’ve killed off so many (cancer cells) and put so many CAR-Ts in there that they’re sticking around longer.”

Health and patient safety coverage at USA TODAY is made possible in part by a grant from the Masimo Foundation for Ethics, Innovation and Competition in Healthcare. The Masimo Foundation does not provide editorial input.